

cherry bubbls

instructions for use

For hanging

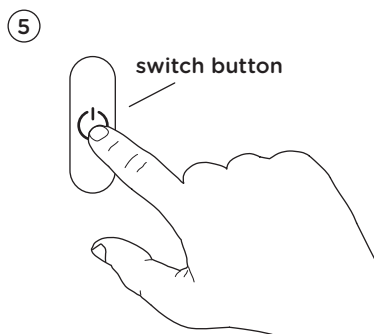
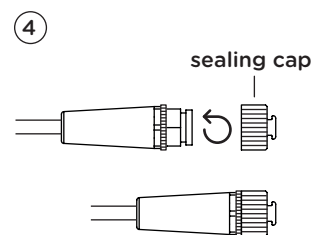
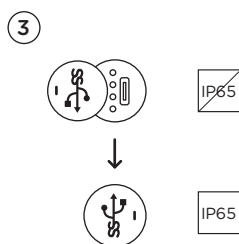
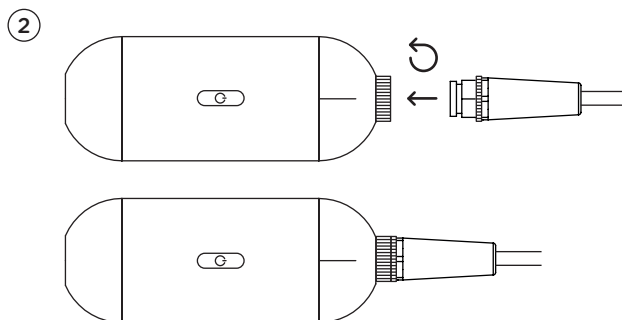
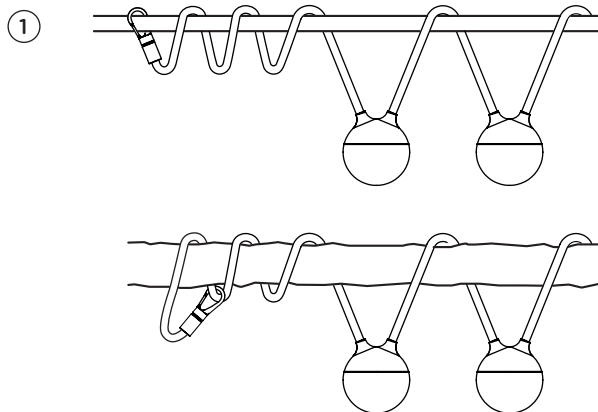
- Before using the luminaire for the first time, the battery of the corresponding powerbank has to be fully charged with the USB-C-cable, until all four indicator lights turn green. The indicator lights flash green during the charging process, depending on the charging status.

- 1 indicator light -> up to 25% charging capacity
- 2 indicator lights -> up to 50% charging capacity
- 3 indicator lights -> up to 75% charging capacity
- 4 indicator lights -> 100% charging capacity (after approx. 7 hours charging).

The initial charging process should be made indoors.

The protection class IP65 is guaranteed, when the USB-C-charging socket is covered again by the USB-C-cover after the charging process (picture 3).

- The flashing of the first green indicator light signals a battery charge of less than 10%.
- Hang up the light chain in the intended position and use the snap hook to attach it (picture 1).
- Provide the connection between light chain and powerbank (picture 2). The powerbank may only be positioned **aboveground**.
- For charging processes that take place after the initial start-up, remove the powerbank from the light chain and seal the plug of the light chain with the sealing cap (picture 4). This guarantees the protection class IP65. The charging process should be made indoors.
- Switching on/off and dimming in stages by operating the switch button on the powerbank (picture 5):
 - level 1 -> switching on the light chain and 25% of the maximum light intensity
 - level 2 -> 50% of the maximum light intensity
 - level 3 -> 100% of the maximum light intensity
 - level 4 -> switching off the light chain
- With a fully charged powerbank the light chain can be used as follows:
 - approx. 10 hrs. at 100% (level 3)
 - approx. 20 hrs. at 50% (level 2)
 - approx. 40 hrs. at 25% (level 1)



technical information:

LED / 2700K

system performance: 1,5 W/60 lm

lithium-ion battery 2x 2500 mAh

2 m supply cable H05RN-F 2x0,75 mm²

powerbank (included)

2 m USB-C-cable (included)

5V DC 1,5A, USB-charger (not included)



protection class



safety class 3



luminaire is suitable for mounting on normal inflammable fixing surfaces.



conformity mark



maintenance:



This product contains built-in LED lamps and a battery. These can be replaced by the producer in case of a failure. In this case, please get in touch with your retailer.

care:

Regularly clean luminaire and powerbank from dirt and deposits. Do not use a high pressure cleaner for cleaning. Please note care instructions at www.IP44.de.

safety:

We point out that the electric connection of light fixtures has to be done by a certified installer. We assume no accountability for damages which are a result of non-appropriate mounting or application of the luminaire. Modifications on the luminaire will result in loss of warranty.

assembly instructions:

The luminaire and powerbank may not come into contact with highly acidic or alkaline soils, or with other aggressive substances, chemicals or fertilizers.

FAQs:

You will find answers to frequently asked questions about the product on our website www.IP44.de.